

Name: D Atch **Teacher:** Atchison

Title: Conversational Avatar

Type: other



Video Team Members:

--	--
_____	_____
--	--
_____	_____

Description:

Scene 1: Conversational Avatars in Education

Intro, music, voice

 ☐ actors ☐ lighting ☐ camera ☐ 

Setting: School

Actors: None

Lighting: None


Transitions: Fade

Camera Shot: None

Audio: Primary Music

Scene 2: What are Conversational Avatars?

Description: Examples of types of CAs

 ☐ actors ☐ lighting ☐ camera ☐ audio

Setting: School

Actors: None

Lighting: None


Transitions: Radial

Camera Shot: None

Audio: None

Scene 3: Why use CAs?

Description: The benefits of using CAs for instruction or as classroom assistants

 ☐ actors ☐ lighting ☐ camera ☐ audio

Setting: School

Actors: None

Lighting: None

Transitions: Fade

Camera Shot: None

Audio: None

Scene 4:

Description:

Setting: Custom

Actors: None

Lighting: None

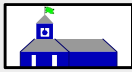
Transitions: None

Camera Shot: None

Audio: None

Scene 5:

Description:



Setting: School

Actors: None

Lighting: None

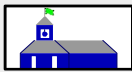


Transitions: None

Camera Shot: None

Audio: None

Scene 6:

Description:

Setting: School

Actors: None

Lighting: None

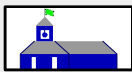
Transitions: Push

Camera Shot: Medium Shot

Audio: Background Music

Scene 7:

Description:



Setting: School

Actors: None

Lighting: None

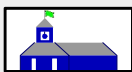

Transitions: None

Camera Shot: None

Audio: None

Scene 8:

Description:

Setting: School

Actors: None

Lighting: None

Transitions: Overlap

Camera Shot: Cutaway

Audio: None